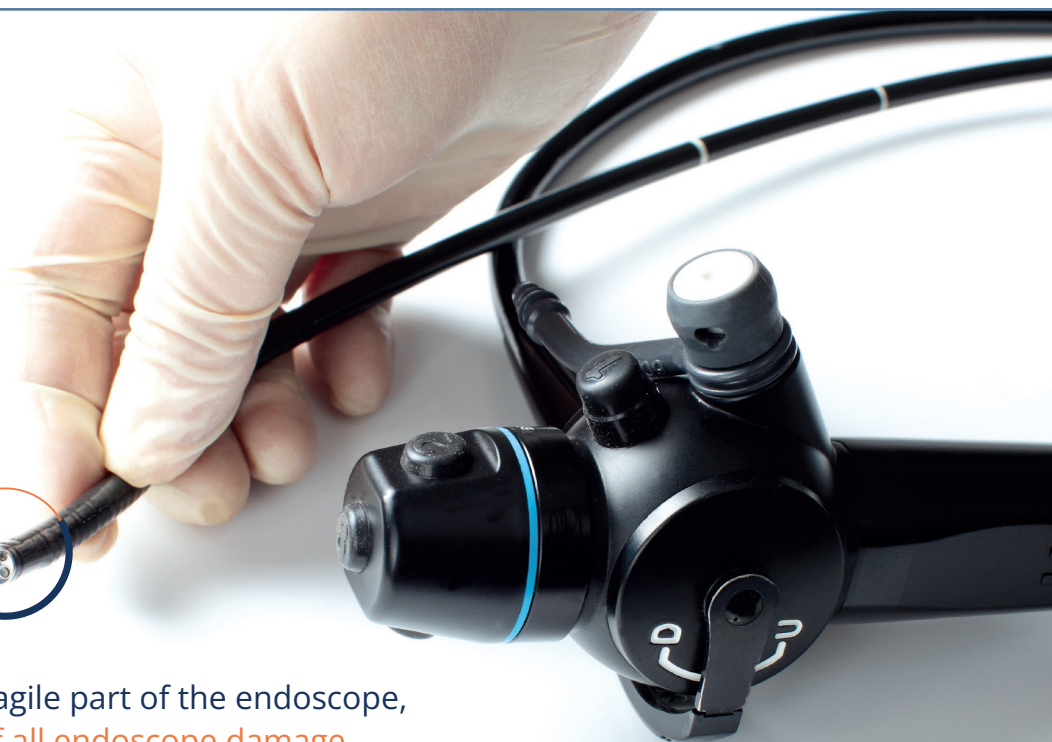




Which part of the endoscope accounts for the most damage?



45%



The distal end is the most fragile part of the endoscope, accounting for nearly 45% of all endoscope damage

- *Gastroenterology & Endoscopy News*

Three common signs of damaged scope:

01

Leaking

When small leaks are found on the insertion tube, light guide tubing or anywhere on the endoscope. Then, the scope likely needs to be re-sheathed.

02

Fluid Invasion

Strains, cracks and interference in images. This often indicates video chip damage, corrosion of internal metal parts, and fluid invasion at the distal end. With that, the scope needs immediate repair.

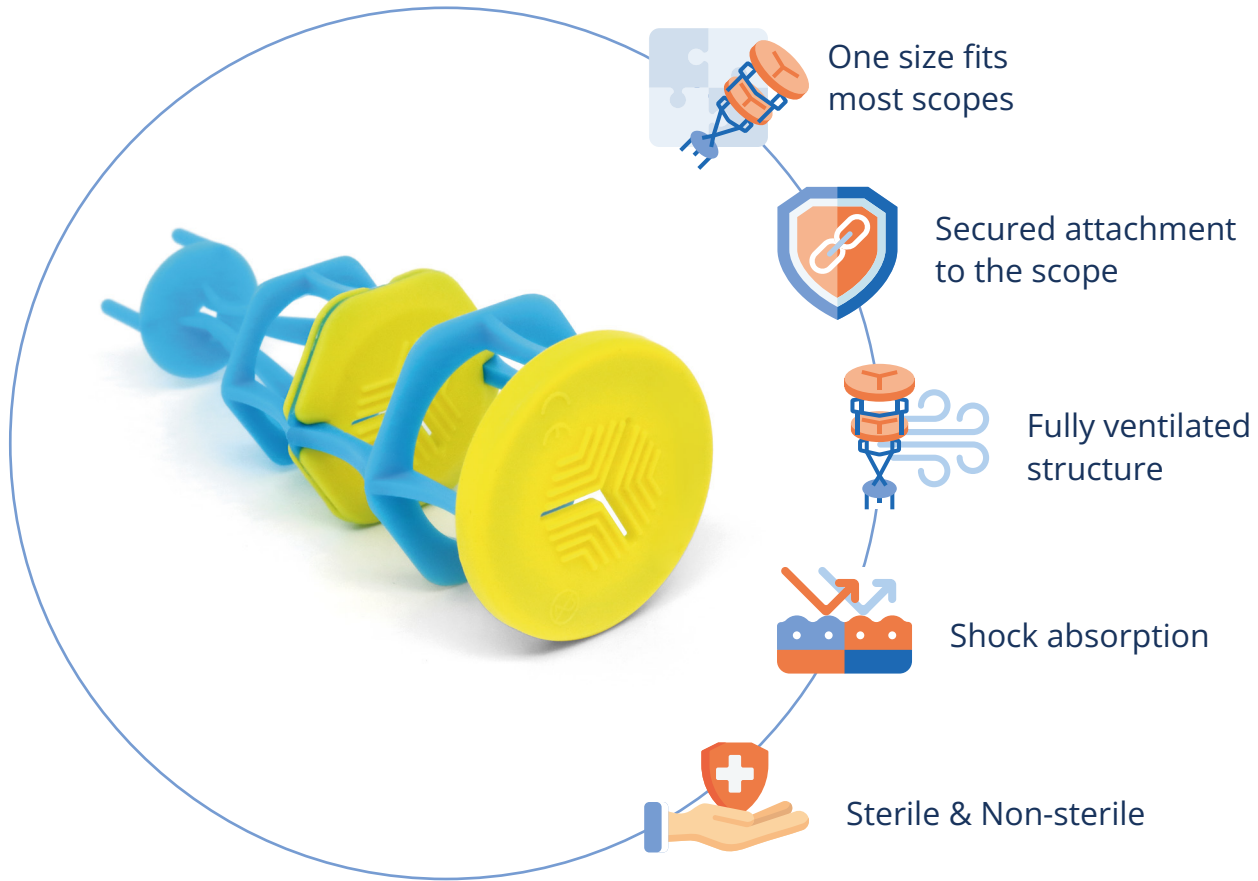
03

Blurred Images

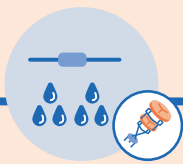
Unclear and blurred images are often caused by damage to the scopes after dropping or hitting physical objects. Therefore, it results in brittleness in the fiberoptic bundle. When this happens, the light guide illumination bundle likely needs to be repaired.



Secure Protection, One-size Solution



Guarding the endoscope in 4 major steps:



Washing and disinfection



Drying and storage



Transport



Post point-of-use transport

Endoscope Tip Guard

GAR107
NON-STERILE
Qty per box: 50 units

GAR107-S
STERILE
Qty per box: 50 units



GA Health Company Limited
Unit 18, 21/F, Metropole Square
2 On Yiu Street Shatin, N.T.
Hong Kong
+852 2833 9010
info@GAhealth.com
GAhealth.com

GA Health Medical Devices Limited
Forest Park Business Campus,
Mullingar, N91 VE0H, Co.
Westmeath, Ireland
+353 (0) 44 931 1050
info@GAhealth.com
GAhealth.com

